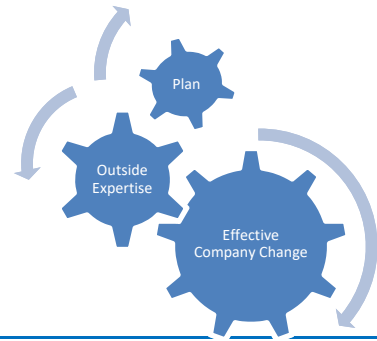


# Idaho TAAF Summary

## Trade Adjustment Assistance for Firms (TAAF)

### Effective Help for U.S. Companies Facing Import Competition

TAAF helps companies in the tradable sector (typically: small, closely held/family owned) to overcome challenges from import competition. Help focuses on business strategy and outside expertise. These services are especially relevant for companies facing import impact. Companies must qualify and have a lifetime cap on assistance.



### Import Impact & Recovery Characteristics

For 7 companies completing TAAF between 2011 & 2015  
Idaho is approximately 11% of the region's economy and 12.2% of delivered technical assistance for the region.

Idaho hosts an NWTAAAC satellite office.

**Industries Represented** Plastic Parts & Molds, Lumber, Software, Pumps, Luggage, Printing Equipment

Often thought of as a program for manufacturers, NWTAAAC has used TAAF for agriculture and services.

**Importing Countries** *Most Cited:* China (by far)  
*Often Cited:* Canada, Taiwan  
*Also Cited:* Germany, India, Other

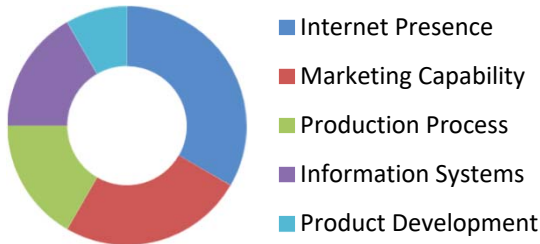
**Recovery Strategy**

- New Product / Same Market
- Expand Capability
- Focus Market
- Improve Operations
- Stabilize
- Expand Market



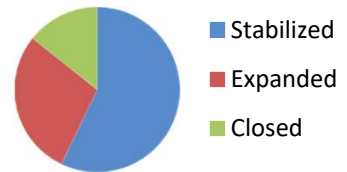
Companies facing import impact often must re-evaluate their business model; planning is essential.

**Outside Expertise** Import impacted companies often can't win by trying harder, they must change. For SME's change is very often led by outside expertise.



### Outcomes

**85.7% Positive Outcomes**



Positive outcomes preserve / increase jobs, and maintain productive capacity; by count of companies, closure is the only negative outcome.

### Program Economic Impact

For 7 completed firms (2011-2015) and 6 active firms (as of 12/31/15) with significant recovery activity.

Program Time Line	Sales (\$Million)	Employment	Productivity
2 yrs Prior	109.5	798	137,190
1 yr Prior	90.5	826	109,562
<b>Change prior to TAAF</b>	<b>-17%</b>	<b>4%</b>	<b>-20%</b>
End (4.1 yrs)	180.1	1,028	175,185
<b>Change after start of TAAF</b>	<b>99%</b>	<b>24%</b>	<b>60%</b>

GRAPHS: Sales and employment by program year ('0' = program start year). Actual figures for years -2, -1 and program end (4.1 years average), with trend line represented in years 0, 1 and 2.



NWTAAAC is a private, non-profit organization with over 35 years experience in the Pacific Northwest

## NorthwestTAAC

1200 Westlake Ave. N., Ste 604  
Seattle, Washington 98109  
T: (206) 622-2730; F: (206) 622-1105  
www.nwtaac.org

## Trade Adjustment Assistance for Firms

Alaska, Idaho, Oregon, Washington

